

E-100-A & E-100-L-A

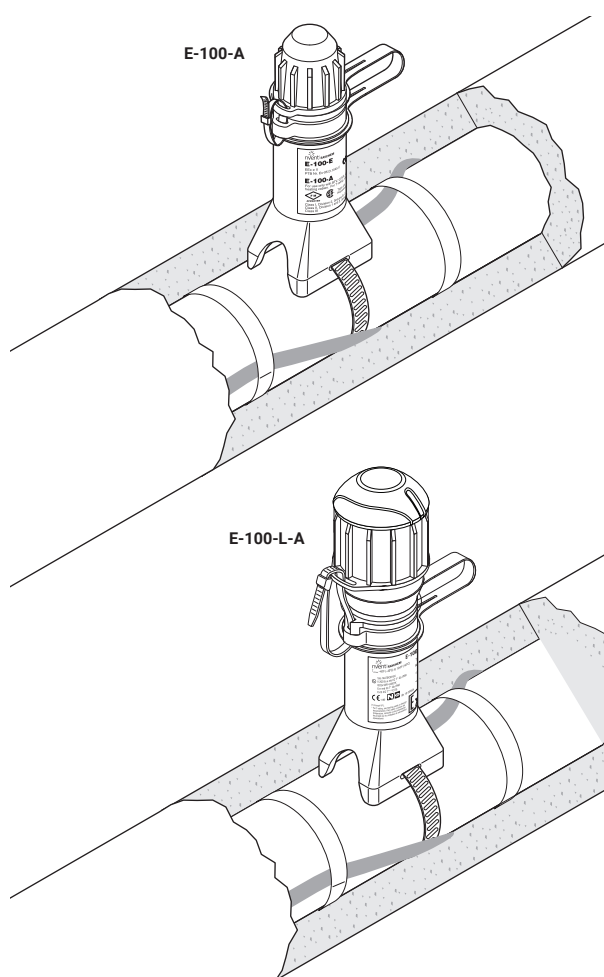


RAYCHEM

CONNECT AND PROTECT

End seal and lighted end seal kits

PRODUCT OVERVIEW



The nVent RAYCHEM E-100-A and E-100-L-A serve as above-insulation end seal kits for nVent RAYCHEM brand BTV, QTVR, XTV, KTV, HTV or VPL heating cables. They are approved for use in hazardous locations.

Both the E-100-A and the E-100-L-A are mounted on the pipe and project through the thermal insulation and cladding for ease of maintenance. The E-100-L-A end seal with signal light uses an array of bright LEDs for exceptional visibility and long product life.

These rugged end seals are made from high-performance engineering polymer and resist impact, high temperature, and chemical and UV exposure. The stand allows for up to four inches (100 mm) of thermal insulation. The encapsulated light and boot reliably prevent moisture and dust ingress. The industrial-grade electronics used in the E-100-L-A are encapsulated.

Both the E-100-A and E-100-L-A are re-enterable, allowing easy access for testing. Voltage and continuity checks can be done by simply unscrewing the E-100-A cap and removing the reusable sealing boot. The E-100-L-A makes maintenance even easier by allowing for visual inspection of heating circuit continuity. The E-100-L-A can be retrofitted into previously installed E-100-A end seals. The light module is replaceable.

The kits contain all the necessary materials for a complete installation except for one pipe strap, which must be ordered separately.



DESCRIPTION









	E-100-A	E-100-L-A
	Above-insulation end seal, cold-applied	Above-insulation end seal with red indicator light, cold-applied *Not for use with 480 V VPL

KIT CONTENTS

	1 end seal	1 end seal with red indicator light
--	------------	-------------------------------------

Note: Order appropriate pipe strap separately (one per kit)

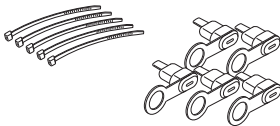
APPROVALS

	E-100-A	E-100-L-A
	<p>Hazardous Locations</p> <p>  Class I, Div. 2, Groups A, B, C, D Class II, Div. 2, Groups E, F, G Class III CL I, ZN1, AEx e II T* ⁽¹⁾ Ex e II T*</p> <p> Ex e IIC T* Gb ⁽²⁾ E-100-A is IECEX certified for use with:</p> <p>IECEX</p> <p>BTV-CR/BTV-CT: IECEX BAS 06.0043X QTVR-CT: IECEX BAS 06.0045X XTV-CT: IECEX BAS 06.0044X KTV-CT: IECEX BAS 06.0046X VPL-CT: IECEX BAS 06.0048X</p> <p> ⁽³⁾ Class I Division 2 (Zone 2**), Groups A, B, C, D Class I Zone 2 IIC</p> <p>* For system Temperature Code, see heating cable or design documentation. ⁽¹⁾ Except VPL, HTV ⁽²⁾ Except KTV-CT, HTV ⁽³⁾ For HTV-CT only ** Per CE Code Table 18</p>	<p>Hazardous Locations</p> <p>  Class I, Div. 2, Groups A, B, C, D Class II, Div. 1 and 2, Groups E, F, G Class III CL I, ZN1, AEx e mb IIC T* ⁽¹⁾ ZN21, AEx tb IIIC T* Ex e mb IIC T*</p> <p> Ex e mb IIC T* Gb Ex tb IIIC T***C Db Ex em IIC T* Gb ⁽²⁾ IECEX SIR 14.0007X Ex eb mb IIC T* Gb IP66 Ex tb IIIC T***C Db</p> <p>IECEX</p> <p> ⁽³⁾ Class I Division 2 (Zone 2**), Groups A, B, C, D Class I Zone 2 IIC</p> <p>* For system Temperature Code, see heating cable or design documentation. ⁽¹⁾ Except VPL ⁽²⁾ Except KTV-CT ⁽³⁾ For HTV-CT only ** Per CE Code Table 18.</p>

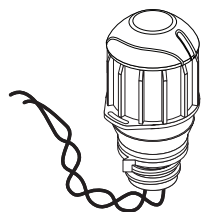
PRODUCT SPECIFICATIONS

	E-100-A	E-100-L-A
Heating cable capability	BTV-CR, BTV-CT, QTVR-CT, XTV-CT, KTV-CT, HTV-CT and VPL-CT	
Ingress protection	Type 4X (IP66)	Type 4X (IP66)
Minimum installation temperature	-67°F (-55°C)	-40°F (-40°C)
Maximum ambient temperature	132°F (56°C)	104°F (40°C)
Maximum pipe temperature	500°F (260°C)	500°F (260°C)
Maximum operating voltage	480 Vac	277 Vac
Overall height	7 in (175 mm)	8 in (200 mm)
Outer diameter at insulation	2 in (50 mm) Usable with up to 4 in (100 mm) thermal insulation	3 in (75 mm)
Materials	High-performance glass-filled engineered polymer	High-performance glass-filled engineered polymer
Light source		Super-bright light-emitting diodes (LEDs), red
Light source power supply	Not applicable	Linear (nonswitching)
Power consumption	N/A	< 2 W

ORDERING DETAILS

	E-100-A	E-100-L-A
End seal		
Catalog number	E-100-A (100-480 Vac)	E-100-L-A (100-277 Vac)
Part number	046567-000	P000001582
Weight	0.6 lb (272 g)	0.65 lb (295 g)
Spare boot pack for E-100		
		
Catalog number	E-100-BOOT-5-PACK	
Part number	281053-000	
Pack weight	0.25 lb (140 g)	
Pack contents	Five sealant-filled boots and five cable ties	

Replacement indicator light E-100-LR-A



Catalog number	E-100-LR-A (100–277 Vac)
Part number	P000001584
Weight	0.33 lb (150 g)

North America

Tel +1.800.545.6258
Fax +1.800.527.5703
thermal.info@nVent.com

Europe, Middle East, Africa

Tel +32.16.213.511
Fax +32.16.213.604
thermal.info@nVent.com

Asia Pacific

Tel +86.21.2412.1688
Fax +86.21.5426.3167
cn.thermal.info@nVent.com

Latin America

Tel +1.713.868.4800
Fax +1.713.868.2333
thermal.info@nVent.com



Our powerful portfolio of brands:

CADDY ERICO HOFFMAN RAYCHEM SCHROFF TRACER