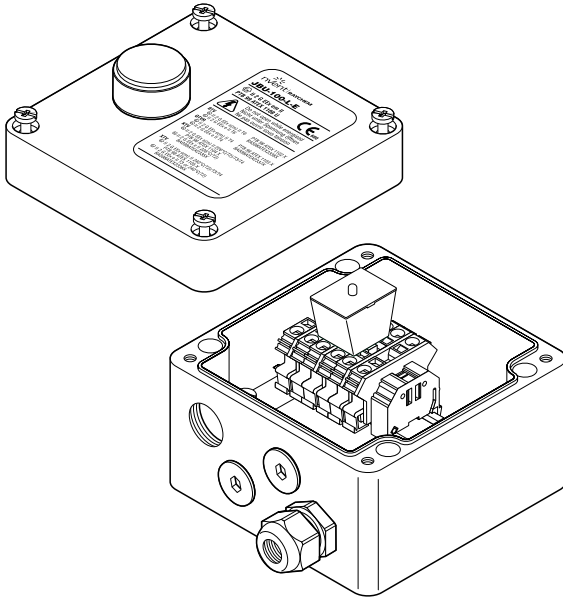


JBU-100



RAYCHEM

JUNCTION BOX FOR MODULAR SYSTEM



(JBU-100-L-E shown with light)

The nVent JBU-100 kit is designed to connect power to up to three nVent RAYCHEM BTV, QTVR, XTV, KTV or VPL industrial parallel heating cables and is approved by PTB for use in hazardous locations.

Innovative Spring-type terminals provide fast installation and safe, reliable, maintenance-free operation.

The box is part of the modular component system, it allows for maximum flexibility and can be either wall or pipe mounted.

Connection kits (M25) and insulation entry kits have to be ordered separately. The box is offered in two basic versions customised to local installation practices.

All kits are also available as a lighted version (-L). These include a unique light module with a superbright green LED that simply plugs into the terminals, and a lens in the lid. This provides indication that power is available in the box.

DESCRIPTION

JBU-100-E JBU-100-L-E

This box is for use in Europe and provides four M25 threaded entries, stopping plugs and one plastic power cable gland.

JBU-100-EP JBU-100-L-EP

This box is for use in Europe and provides four M25 threaded entries, an earthing plate and an external earth stud. It is designed for use with armoured power cables.

KIT CONTENTS

- 1 junction box with terminals
- 1 light module (for -L only)
- 1 M25 gland for 8-15 mm (temperature range -55°C / 70°C) diameter power cable
- 2 M25 stopping plugs


- 1 junction box with terminals with earth plate and external earth stud
- 1 light module (for -L only)
- 2 M25 stopping plugs


APPROVALS ()**

Hazardous locations

PTB 09 ATEX 1061 U
 Ex II 2 G Ex eb mb IIC T* Gb
 Ex III 2 D Ex mb tb IIIC T* Db
 IECEX PTB 09.0039U
 Ex eb mb IIC T* Gb
 Ex mb tb IIIC T* Db

PTB 09 ATEX 1061 U
 Ex II 2 G Ex eb mb IIC T* Gb
 Ex III 2 D Ex mb tb IIIC T* Db
 IECEX PTB 09.0039U
 Ex eb mb IIC T* Gb
 Ex mb tb IIIC T* Db


 Ex e II T*
 Ex em II T* (for -L only)


 ex e II T*
 Ex em II T* (for -L only)

DNV approval
 DNV-GL TAE00000TV and DNV-GL TAE00000TU

DNV approval
 DNV-GL TAE00000TV and DNV-GL TAE00000TU

*For T-rating, see heating cable or design documentation

 TC RU C-BE.MIO62.B.00054/18
 Ex e IIC Gb U Ex tb IIIC Db U
 Ex e mb IIC Gb U Ex tb mb IIIC Db U
 Ta -55°C...+40°C IP66
 OOO "ТехИмпорт"

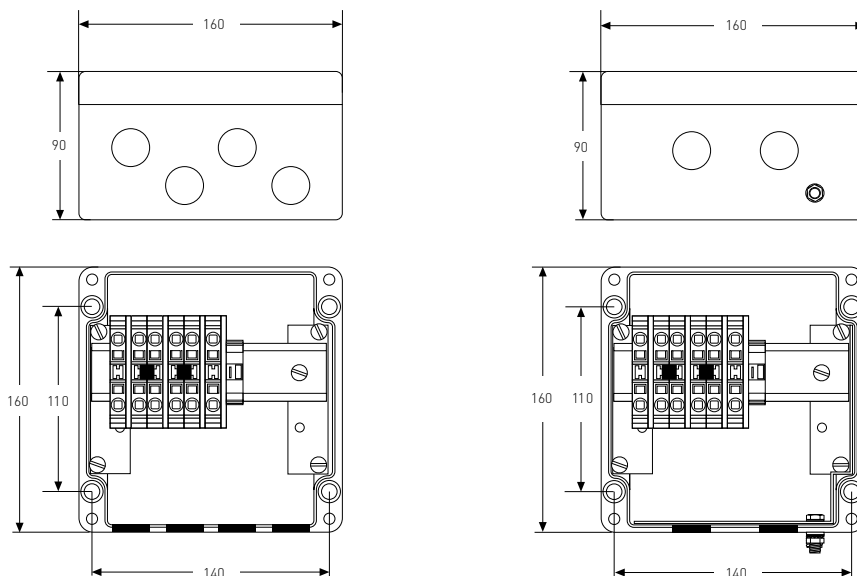
 TC RU C-BE.MIO62.B.00054/18
 Ex e IIC Gb U Ex tb IIIC Db U
 Ex e mb IIC Gb U Ex tb mb IIIC Db U
 Ta -55°C...+56°C IP66
 OOO "ТехИмпорт"

() Localized versions may exist with limited approvals and different part numbers. Contact your local sales representative.**

DIMENSIONS (NOMINAL)

**JBU-100-E
 JBU-100-L-E**

**JBU-100-EP
 JBU-100-L-EP**



PRODUCT SPECIFICATIONS

Ingress protection	IP66	IP66
Entries	4 x M25	4 x M25
Ambient temperature range	-50°C to +56°C* (JBU-100-E) -40°C to +40°C (JBU-100-L-E)	-50°C to +56°C* (JBU-100-EP) -40°C to +40°C (JBU-100-L-EP)
*Extra conditions for safe use apply for ambient temperatures above +40°C. Please refer to the the summary on page 136, the certificate or installation instructions for full details.		
Terminals	Spring-type terminals 2 phase, 2 neutral, 2 ground	Spring-type terminals 2 phase, 2 neutral, 2 ground
Max. conductor size	10 mm ² stranded, 10 mm ² solid	10 mm ² stranded, 10 mm ² solid
Max. operation voltage	480 Vac	480 Vac
Max. current rating	40 A	40 A

MATERIALS OF CONSTRUCTION

Enclosure, lid	Electrostatic charge-resistant glass-filled engineered polymer, black	Electrostatic charge-resistant glass-filled engineered polymer, black
Lid screws	Stainless steel	Stainless steel
Lid gasket	Silicone rubber	Silicone rubber
Earth continuity plate	N/A	Steel, zinc plated, and blue chromated

OPTIONAL LED INDICATOR LIGHT

Colour	Green	Green
Voltage rating	100-254 Vac	100-254 Vac
Power consumption	< 1 W	< 1 W

Ordering details (**)

JUNCTION BOX

Part Description (**)	JBU-100-E	JBU-100-EP
PN (Weight)	051976-000 (1.7 kg)	243948-000 (1.8 kg)

JUNCTION BOX WITH LIGHT

Part Description	JBU-100-L-E	JBU-100-L-EP
PN (Weight)	069262-000 (2.1 kg)	113974-000 (2.2 kg)

ACCESSORIES

Heating cable connection kits	C25-100, C25-21, CCON25-100	C25-100, C25-21, CCON25-100, C25-100-METAL
Insulation entry kit	IEK-25-04 or IEK-25-PIPE	IEK-25-04 or IEK-25-PIPE
Power cable gland	GL-55-M25 hazardous area approved gland for cables 8-15 mm (temperature range -55°C/70°C) GL-36-M25 hazardous area approved gland for cables 8-17.5 mm (temperature range -20°C/70°C)	GL-38-M25-METAL (optional)
Junction box support bracket (optional)	SB-100, SB-101	SB-100, SB-101

(**) Localized versions may exist with limited approvals and different part numbers. Contact your local sales representative.

North America

Tel +1.800.545.6258
Fax +1.800.527.5703
thermal.info@nvent.com

Europe, Middle East, Africa

Tel +32.16.213.511
Fax +32.16.213.604
thermal.info@nvent.com

Asia Pacific

Tel +86.21.2412.1688
Fax +86.21.5426.3167
cn.thermal.info@nvent.com

Latin America

Tel +1.713.868.4800
Fax +1.713.868.2333
thermal.info@nvent.com



nVent.com

Our powerful portfolio of brands:

CADDY ERICO HOFFMAN RAYCHEM SCHROFF TRACER