

DuraSeal Heat-Shrinkable, Environmentally Sealed, Nylon-Insulated Crimp Splices

Specifications/Approvals

Series	Agency	TE
D-406	UL and CUL listed 91J4, File E87681	RB-107
—	Lloyd's listed, File 65 247 HH 02-93	—

Note: D406-0034 is not UL approved.

RUGGED

- Protects splices from water, condensation, salt, and corrosion
- Provides strain relief
- Protects against vibration in rugged environments

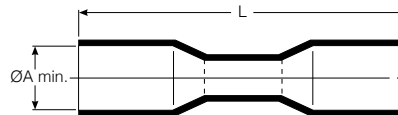
CAPABLE

- Completely insulates and protects electrical connections
- Has adhesive lining for protection that is more reliable than conventional splices
- UL, CUL, and Lloyd's listed

APPLICATIONS

- Automotive/truck wiring repair and maintenance
- Automotive accessory installations.
- OEM automotive/truck/RV wire harness fabrication
- Marine electronics
- Fleet maintenance
- Commercial wiring (pumps/pools/spas)
- Appliances

Product Dimensions Butt Splices



Part No.	Butt Splice Dimensions		Color	Conductor	Wire Dimensions	
	A Min.	L Nom.			Insulation O.D. (Max.)	Insulation O.D. (Min.)
D-406-0034	3.00 [.118]	31.5 [1.24]	Yellow	26-24	3.00 [.118]	1.40 [.055]
D-406-0001	3.70 [.146]	31.5 [1.24]	Red	22-18	3.70 [.146]	1.40 [.055]
D-406-0002	4.60 [.181]	31.5 [1.24]	Blue	16-14	4.60 [.181]	2.00 [.080]
D-406-0003	6.50 [.255]	37.5 [1.48]	Yellow	12-10	6.50 [.255]	2.80 [.110]



Product Selection Process

1. Determine wire size.
2. Select part number.

Product Characteristics (Typical)

Wire Size	mm ²	Part No.	
Color	AWG		
	26-24	0.15-0.25	D-406-0034 Yellow
	22-18	0.5-1.0	D-406-0001 Red
	16-14	1.2-2.5	D-406-0002 Blue
	12-10	3-6	D-406-0003 Yellow
Operating temperature		-55°C to 125°C [-67°F to 257°F]	
Shrink ratio		Approximately 2:1	
Physical properties		Cut-through resistance: 31 kg [70 lb] Wire pullout after crimping and recovery: red: 11.3 kg [25 lb]; blue: 22.7 kg [50 lb]; yellow: 27.2 kg [60 lb] Not flame-retardant No cracking after heat aging for 168 h at 160°C [320°F]	
Chemical properties		Solvent resistance: isopropyl alcohol, trichloroethylene, gasoline, battery acid, diesel fuel, motor oil, antifreeze, brake fluid, 5% salt water	
Electrical properties		Dielectric strength: 2500 Vac Insulation resistance: 1000 megohms at 100 Vdc	

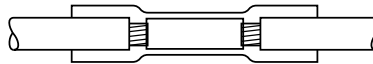
Installation Requirements

For proper installation of these devices, the correct crimp tool and a heating tool with a reflector attachment must be used. The AD-1522 crimp tool and HL1920E/HL2020E heating tool are recommended.

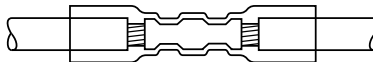
Refer to TE installation procedure RPIP-821-00 for detailed instructions.

Installation

1. Select splice of appropriate size. Strip wire 7.5 mm (5/16 in). Insert into crimp barrel.



2. Crimp using AD-1522 crimp tool for preinsulated crimps.



3. Heat crimped splice with heat gun until tubing recovers and adhesive flows.

